

ROYAL METAL SWITCH


KNX Royal Metal Switch Series



Main Features

- Metal touch button design
- Optional icon options
- Can be configured with ETS4 / ETS5
- Independent button configuration for each fold
- Different color options
- Easy mount 60x60 mm standard switch junction boxes
- Dependent or independent programmable buttons
 - Switching
 - Dimming
 - Blind Control
 - Value Transmitting
 - Scene Control

								
Touch Operated	Glass Surface	Frameless Minimalist Design	Fully Automatic Heating Cooling Transition	Various of Colors	Independent Programmable Keys	Navigation LEDs	Feedback LEDs	Icon Options



ROYAL METAL SWITCH

Technical Data

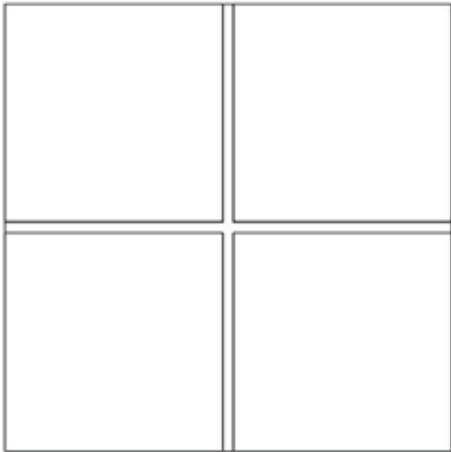
Safety Rating	IP20	EN 60 529
Safety Class	II	EN 61 140
Power Supply	Voltage Current drawn from bus	21V... 30V DC, via the KNX bus <10mA
Connections	KNX	Bus Connection
Operating Elements	LED (red) LED (white)	Physical Address Programming Navigation LED and Button Status LEDs
Operating Temperature	Ambient Storage	-5° C + 45° C -25° C + 55° C
Humidity	Max. Air humidity condensation	95 % no moisture
Dimensions	Front Side Side- Surface mounted part Side- Flush mounted part	85 x 85 mm 11 mm 19.4 mm
Material	Metal – Surface Polycarbonate – Flush mounted part	
Color	Anthracite, Bronze, Dull Gold, Natural	
CE	In accordance with the EMC guideline and low voltage	



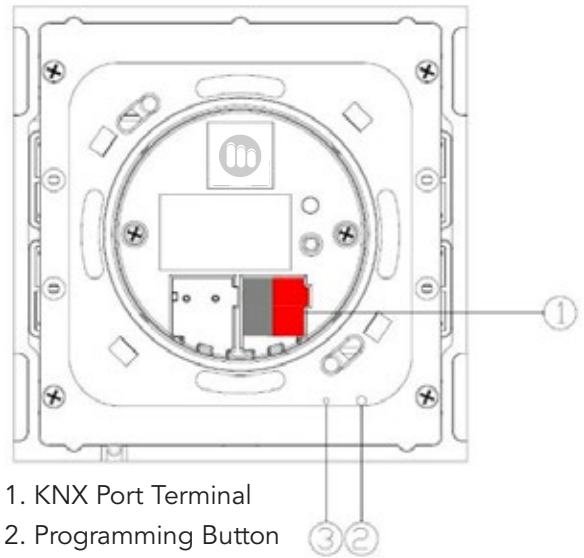
ROYAL METAL SWITCH



Functional Elements and Connections



1. Touch Button groups



1. KNX Port Terminal
2. Programming Button
3. Programming LED

Technical Drawings

