

MX-TIS-505

7" Indoor Monitor for 2-Wire Intercom System



Description

Microaxs intercom entry monitors are design-conscious products created as the ideal decorative accessory for your home. But there is more than style to consider. They actually offer an unparalleled level of technology, with functions and features designed to meet all requirements

Features

- Support Hands-free video communication with door station, guard unit connected in the intercom system
- Support panel call to management
- Support monitoring to door stations and cameras connected
- Support remote unlock function

Video/Audio Function

- HD video monitoring with high performance CMOS
- 7-inch colored TFT LCD with resolution 800 x 480
- Noise elimination and echo cancellation



MX-TIS-505

7" Indoor Monitor for 2-Wire Intercom System

Technical Data

Model	MX-TIS-505
System Parameters	
Processor	High-Performance Embedded SOC Processor
Operation system	Analog Operation System
Display Parameters	
Display screen	7-inch Colored TFT LCD
Display resolution	800 × 480
Operation method	Capacitive Touch Screen
Operation interface	Delicate Flattened UI Operation Interface
Audio Parameters	
Audio input	Built-in Omnidirectional Microphone
Audio output	Built-in Loudspeaker
Audio compression standard	Analog audio signal
Audio quality	Noise Elimination and Echo Cancellation
Network Parameters	
Ethernet	10/100 Mbps Self-Adaptive Ethernet
System protocol	2 Wire Transmission
Device Interfaces	
BUS port	BUS A AND BUS B
Door Bell And GND	Door Bell
M/S Setting	M as Master, S as Slaver
Impedance Matching	Turn to ON when installing the last Indoor Monitor
General	
Power supply	2Wire Bus (DC 30V)
Power consumption	<10 W
Working temperature	-10° C to + 55° C (14° F to 131° F)



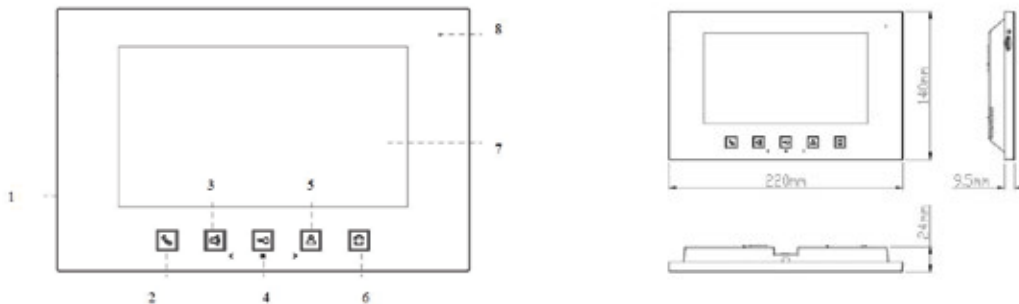
MX-TIS-505

7" Indoor Monitor for 2-Wire Intercom System

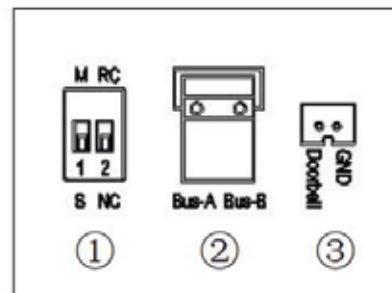
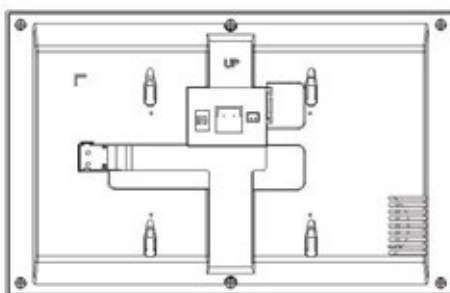
Technical Data

Model	MX-TIS-505
Working humidity	10% to 90%
Dimensions (L x W x H)	220mm x 140mm x 17.5mm (8.66" x 5.51" x 0.67")
Certification	CE, ROHS

Appearance and Interfaces



Index	Description	Index	Description
1	Speaker	5	Monitor/ Right Shift Key
2	Call Key	6	Calling Guard Unit
3	Mute / Left Shift Key	7	Display Area
4	Unlock/ OK Key	8	MIC



Number ①

1: Master/Slave device Setting, turn to M to be Master device and S to be secondary device;
 2: Impedance Matching, turn 2 to ON when installing the last Indoor Station; Impedance Matching should turn on while the device is connecting to Distributor.

Number ② Bus port.

Number ③ Doorbell port.